


Virginia Asphalt Association Meeting



April 20, 2011

Constance Sorrell

Chief of System Operations



Maintenance

The focus of maintenance is on physical assets

Roads



Tunnels



Bridges



Rest Areas



Roadside



Interstate, Primary, Secondary Roads

National Work Zone Safety Week April 4-8, 2011

**VDOT Workers
Memorial Vigil**

**Afton Mountain
Lookout**

**Monday April 4th,
2011**

7:00p.m



Overview

- **VDOT's Maintenance and Operations Goals**
- **Customer Service Feedback**
- **Overview of Trends in pavement conditions**
- **Increase in the Pavement work**
- **Status of budget development for 2012**

Maintenance and Operations Program Goals

Deliver emergency and safety services to efficiently operate the system

- Emergency response for snow, flood and other weather related emergencies
- Incident management activities such as safety service patrols
- Operate and maintain the 24/7 facilities: traffic operations centers, river and mountain tunnels, movable bridges, safety rest areas, ferries, parking lots
- Ordinary maintenance on pavements, bridges, tunnels, traffic & safety, and technology assets, response to citizen calls for service
- Maintain drainage, vegetation, barriers, equipment

Maintain and extend the useful life of core highway assets

- Perform corrective and restorative maintenance, and rehabilitation of pavements and bridges
- Perform major repairs and equipment replacement based on life-cycle cost for tunnel systems, traffic & safety, and technology assets

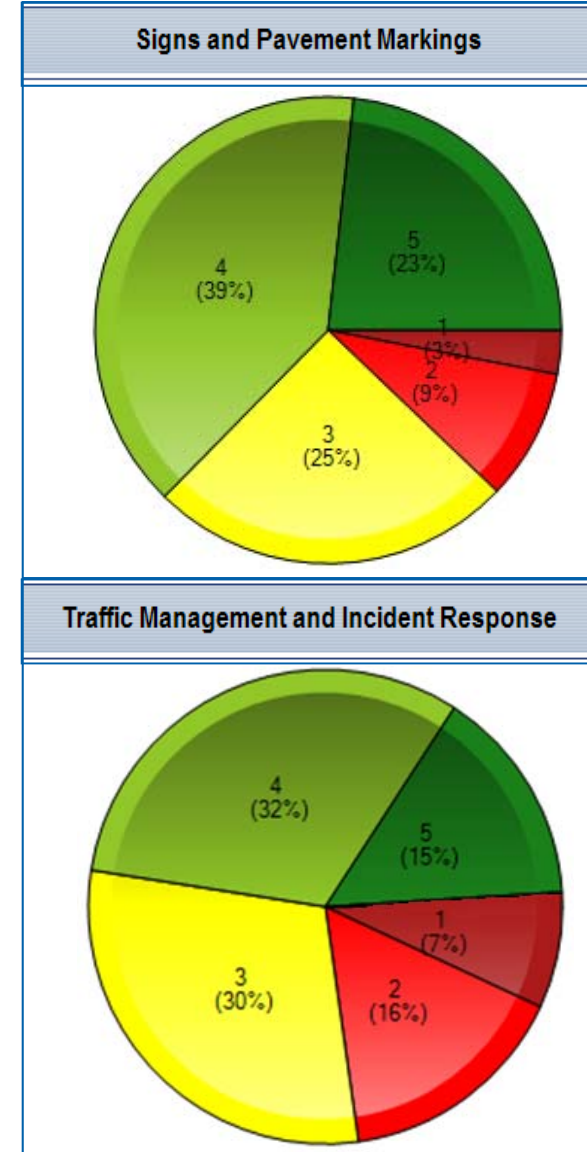
What Customers Want... (from customer surveys)

Nearly half of Virginians are satisfied with VDOT's regular maintenance as well as VDOT's ability to meet unexpected maintenance needs.

Half of Virginians give favorable ratings to ride smoothness. However, only one-third give favorable ratings to day-to-day flow of traffic, management of projects to minimize traffic delays and disruptions and management of traffic congestion.

Virginians give VDOT high marks for dealing with weather conditions and problems.

At least one half of residents are satisfied with the cleanliness and safety of Virginia's rest areas and welcome centers.



Performance Measures and Targets

Pavements:

- No less than 82 percent of interstate pavements rated as fair or better
- No less than 82 percent of primary pavements rated as fair or better

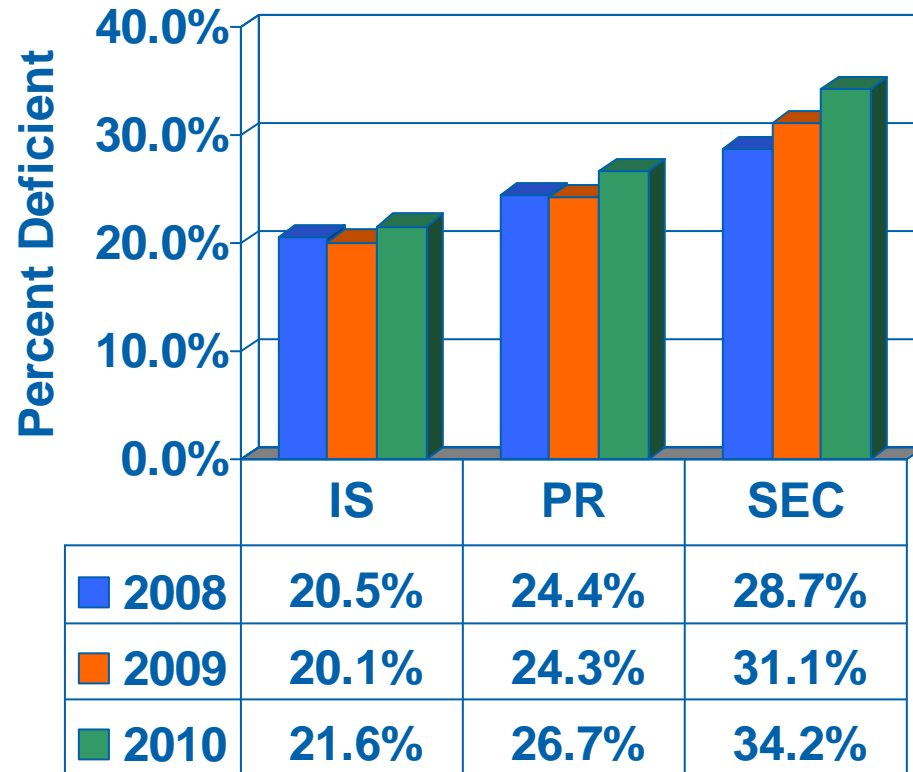
Bridges:

- No less than 92 percent of bridges and culverts rated as not structurally deficient

VDOT's performance (based on most recent data):

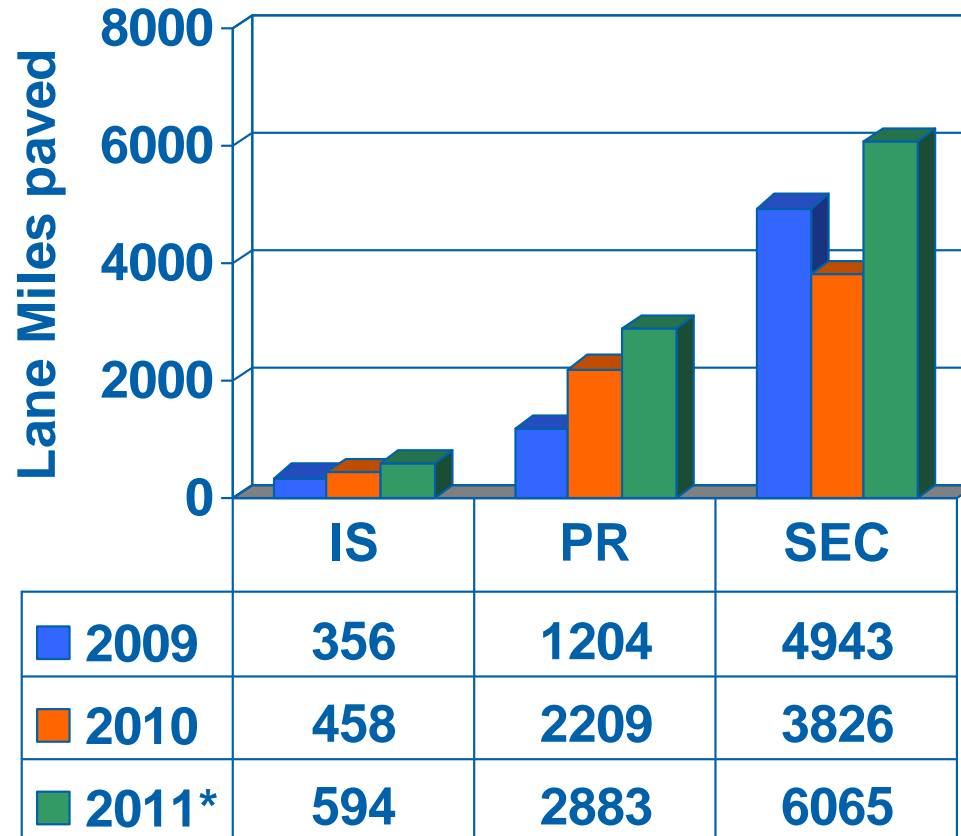
- 78.4 percent of interstate pavements rated as fair or better
- 73.3 percent of primary pavements rated as fair or better
- 65.8 percent of secondary pavements rated as fair or better
- 91.6 percent of bridges and culverts rated as not structurally deficient
- New pavement ratings will be available by late summer

Trends in Pavement Conditions 2008-2010



Trends in Miles Paved

Contracts Awarded for 2011 Paving Season over \$400 million



Maintenance Program Spending

- At end of FY 2010, \$530 million of allocation (including federal funds) not spent
 - \$318 million of contract work underway but not completed
- The total estimated value of contracts included in the fall 2010 paving schedules was more than double that from the fall 2009 paving schedules
 - Anticipate most of the expenditures will not occur before summer (FY 2012)
- Current estimates of maintenance program allocation (including federal funds) not spent are approximately:
 - \$400 million at end of FY 2011
 - \$100 million at end of FY 2012

Questions



**GO
RAMS!**



Basketball